



HLS CHECKLIST



 دراسة أولى



 إتقان

 مراجعة

Physiology

   Blood Introduction




   Hematopoiesis

   Erythropoiesis 1

   Erythropoiesis 2


   Hemostasis 1

   Hemostasis 2




   clinical perspective of Hemostasis




   Leukocytes 1




   Leukocytes 2

   Blood groups and blood transfusions

Histology

   Blood cells-1 (Histology of Erythrocytes)

   Blood cells-2 (Histology of Granulocytes)




   Blood cells-3 (Histology of Agranulocytes & Thrombocytes)

   Hematopoiesis- 1 (Erythropoiesis)

   Hematopoiesis- 2 (Granulopoiesis)

   Lymphatic system-1 (Histology of Lymph nodes)

   Lymphatic system-2 (Histology of Spleen, Tonsils and MALT)




   Lymphatic system-3 (Histology of Thymus, T cells development)

Biochemistry



   Hemoglobin overview




   Regulation of Hemoglobin function

   hemoglobinopathies

   Metabolism in erythrocytes

   Metabolism of iron

   Biochemical view of blood coagulation 1

   Biochemical view of blood coagulation 2

Pathology

   Polycythemia




   Anemia of blood loss




   Anemia of low production




   Hemolytic anemia




   Hemoglobinopathies

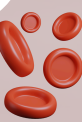
   Bleeding disorders

   Neoplastic diseases of WBC 1

   Neoplastic proliferation of WBC 2

   Neoplastic proliferation of WBC 3

   Non- neoplastic WBC disorders





HLS CHECKLIST



دراسة أولى



إتقان



مراجعة

Microbiology



Blood protozoa:
Plasmodium & Babesia



Hemoflagellates:
Trypanosoma and Leishmania




Viral diseases in the
hematolymphatics-1




Viral diseases in the
hematolymphatics-2


Physiology lab



Packed Cell Volume
Erythrocyte Sedimentation Rate
Osmotic Fragility Test



Differential Leukocyte Count
Reticulocyte Count



Blood Typing-Bleeding
Time-Clotting Time

Pharmacology



Antiplatelets drugs



Anticoagulant drugs



Antimalarial drugs



Antiviral drugs



Cancer chemotherapy 1



Cancer chemotherapy 2




Drugs used in anemias 1




Drugs used in anemias 2

Histology lab



Histology of Blood Cells and
Primary Lymphoid Organs



Histology of Secondary
Lymphoid Organs

Clinical



Case presentation



Case discussion

