



# FINAL HLS CHECKLIST



دراسة أولى



إتقان



مراجعة

## Histology




Lymphatic system-2 (Histology of Spleen, Tonsils and MALT)




Lymphatic system-3 (Histology of Thymus, T cells development)

## Histology lab



Histology of Blood Cells and Primary Lymphoid Organs




Histology of Secondary Lymphoid Organs

## Physiology



Leukocytes 2




Blood groups and blood transfusions


## Physiology lab



Packed Cell Volume  
Erythrocyte Sedimentation Rate  
Osmotic Fragility Test



Differential Leukocyte Count  
Reticulocyte Count



Blood Typing- Bleeding Time- Clotting Time

## Pathology



Acute leukaemia + Histiocytic tumors



Non- neoplastic disorders



Lymphoma




MPN + MDS




Bleeding disorders


## Microbiology




Blood protozoa: Plasmodium & Babesia



Hemoflagellates: Trypanosoma and Leishmania




Viral diseases in the hematolymphatics-1




Viral diseases in the hematolymphatics-2


## Pharmacology




Antiplatelets drugs



Anticoagulant drugs



Antimalarial drugs



Antiviral drugs



Cancer chemotherapy 1




Cancer chemotherapy 2



Drugs used in anemias




Dabigatran




Thrombolytics

## PBL



Case presentation



Case discussion